




PRESENTS

GUIDANCE ON HOW TO DISINFECT YOUR FFP3 MASK AT HOME AFTER USE



IF YOU DON'T
HAVE ANY
NEW MASK,
YOU CAN RE-USE
YOUR CURRENT
ONE BY DISINFECTING
IT EVERY DAY
TO COMPLETELY
REMOVE ANY
BACTERIA OR VIRUSES





THIS METHOD HAS
ONLY BEEN TESTED
ON GVS FFP3
DISPOSABLE MASKS
AND IS NOT
GUARANTEED
TO WORK WITH
OTHER BRANDS
OF MASK



WE REMIND YOU THAT, WHEREVER POSSIBLE,
IT IS ADVISED TO WEAR A NEW MASK, AND ONLY TO USE
THIS METHOD IF NEW ONES ARE NOT AVAILABLE

TAKE OFF
THE MASK
WHEN YOU
ENTER YOUR HOME



PLACE THE MASK
IN A PLASTIC BAG
AND LEAVE IT AT
THE FRONT DOOR







DISINFECT
YOUR HANDS
BEFORE ENTERING
YOUR HOME


NOW PREPARE THE FOLLOWING EQUIPMENT
READY TO DISINFECT YOUR MASK

YOU WILL NEED:

- A SAUCEPAN WITH A LID
- VERY HOT WATER (THE HOTTEST YOU CAN GET FROM YOUR TAP)
- AN OVEN
- AN OVEN THERMOMETER (IF AVAILABLE)



PUT APPROXIMATELY 3CM OF VERY HOT WATER IN THE SAUCEPAN





TAKE YOUR MASK
OUT OF THE
PLASTIC BAG




AT THE END OF
THIS PROCESS YOU
WILL NEED A NEW BAG,
NOT TO RISK
CONTAMINATING
YOUR CLEAN MASK



USE THE ELASTIC STRAPS ON THE MASK TO STRETCH IT OVER THE SAUCEPAN LID




MAKE SURE THAT THE LID IS THE CORRECT SIZE TO ENABLE YOU TO FIT THE MASK ON IT WITHOUT OVER STRETCHING THE STRAPS




DISINFECT
YOUR HANDS



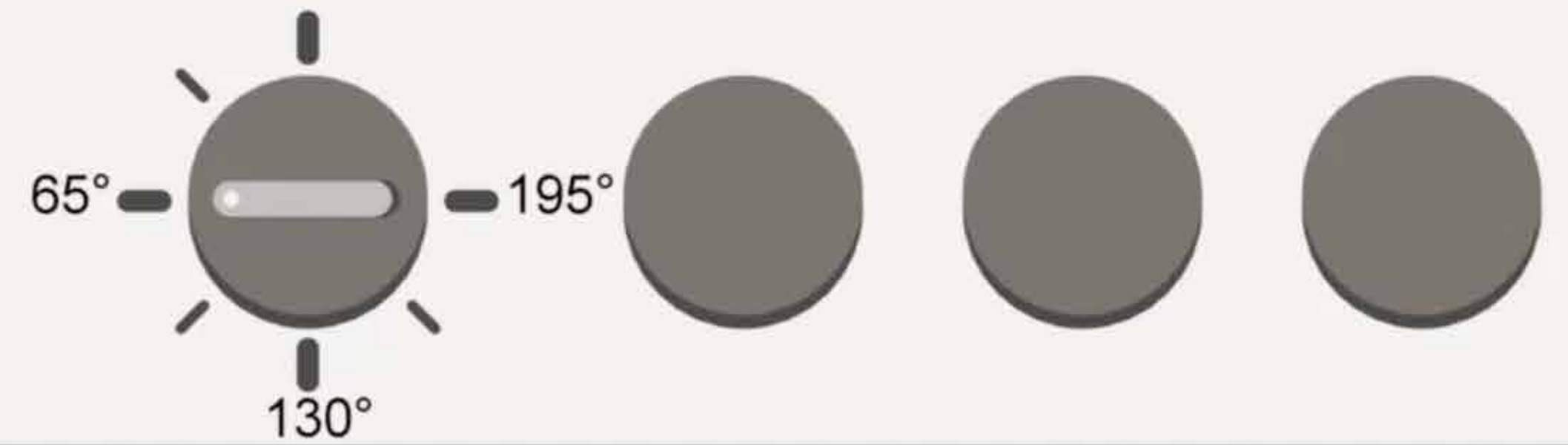
PUT THE LID ON THE SAUCEPAN, SO THAT THE MASK SITS
ON THE INSIDE OF THE LID



THE OUTSIDE
OF THE MASK,
WHICH IS RECOGNISABLE
BECAUSE OF THE
STAMPED LOGO,
NEEDS TO FACE
THE WATER



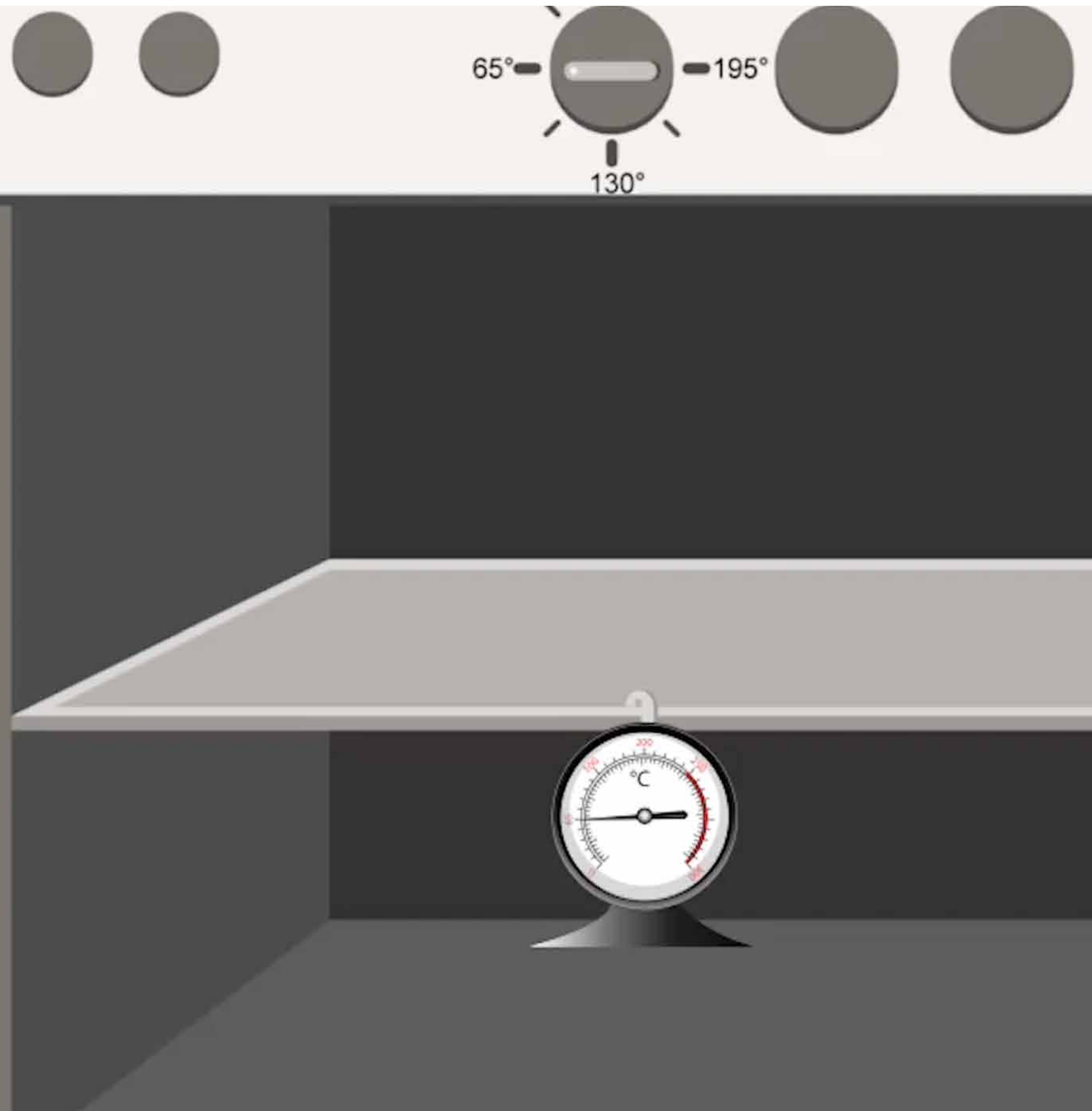
IN THE MEANTIME, BRING
THE OVEN TO A TEMPERATURE OF 65°C



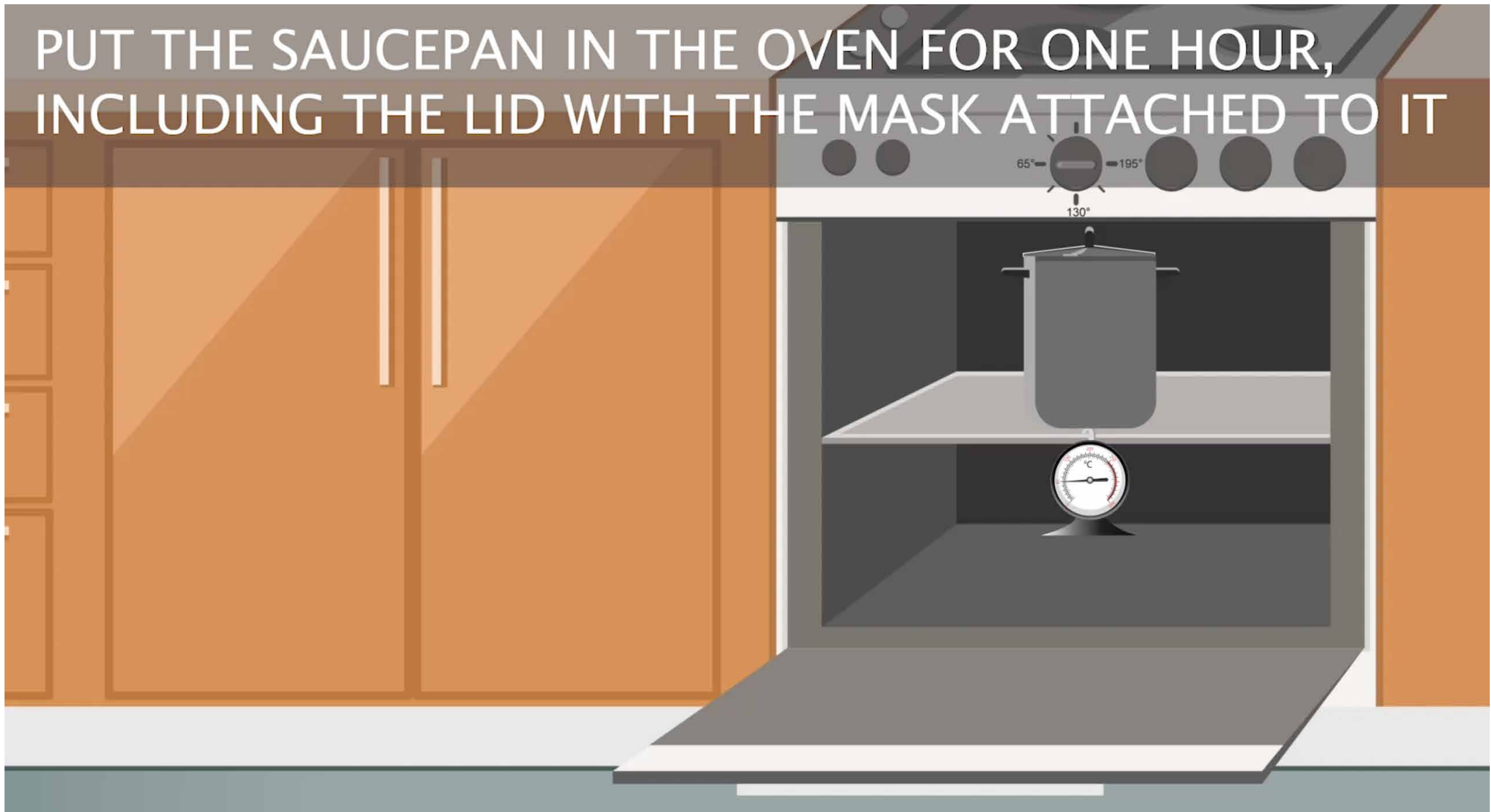
IF YOU OWN AN
OVEN THERMOMETER,
YOU CAN CHECK
TO ENSURE YOU HAVE
REACHED THE EXACT
TEMPERATURE



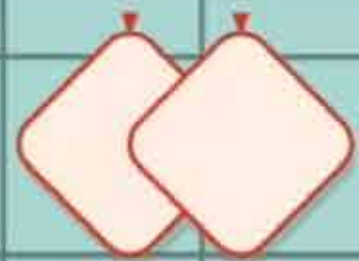

IN ANY CASE,
DO NOT EXCEED
65°C TO AVOID
DAMAGING
THE MASK



PUT THE SAUCEPAN IN THE OVEN FOR ONE HOUR,
INCLUDING THE LID WITH THE MASK ATTACHED TO IT



AFTER ONE HOUR,
REMOVE THE SAUCEPAN
FROM THE OVEN.





REMOVE THE MASK FROM THE SAUCEPAN
AND ALLOW IT TO DRY ON A CLEAN SURFACE

YOU CAN ALSO
DISINFECT THE
ELASTIC STRAPS
USING TISSUE
AND A DISINFECTANT
CLEANER



FUN FACT



YOU CAN VERIFY YOUR
OVEN'S TEMPERATURE
USING A GLASS HALF FULL
OF COLD WATER
AND AN EGG WHITE



THE EGG WHITE WILL
TURN WHITE WHEN
THE OVEN REACHES 65°C!



#covidtips
#stayhome

