



PRESENTS

GUIDANCE ON HOW TO **DISINFECT** YOUR USED MASKS WITH AN UVC LAMP




IF YOU DON'T HAVE
NEW MASKS
AVAILABLE, YOU CAN
RE-USE ONE YOU'VE
WORN ALREADY,
DISINFECTING IT
EVERY DAY
TO REMOVE
ANY **VIRUSES** AND
BACTERIA PRESENT





WE REMIND YOU
THAT WHEREVER
POSSIBLE IT IS
ADVISED TO WEAR
A NEW MASK,
AND ONLY TO USE
THIS PROCESS
IF NEW ONES ARE
NOT AVAILABLE

ULTRA VIOLET
TYPE C WAVES (UVC)
EMITTED BY LAMPS,
WITH A WAVE
PATTERN OF BETWEEN
200 AND 280 NM
ARE EFFECTIVE IN
KILLING BACTERIA,
VIRUSES AND
SPORES





BOXES OF THIS TYPE CAN BE EASILY BE
PURCHASED ONLINE

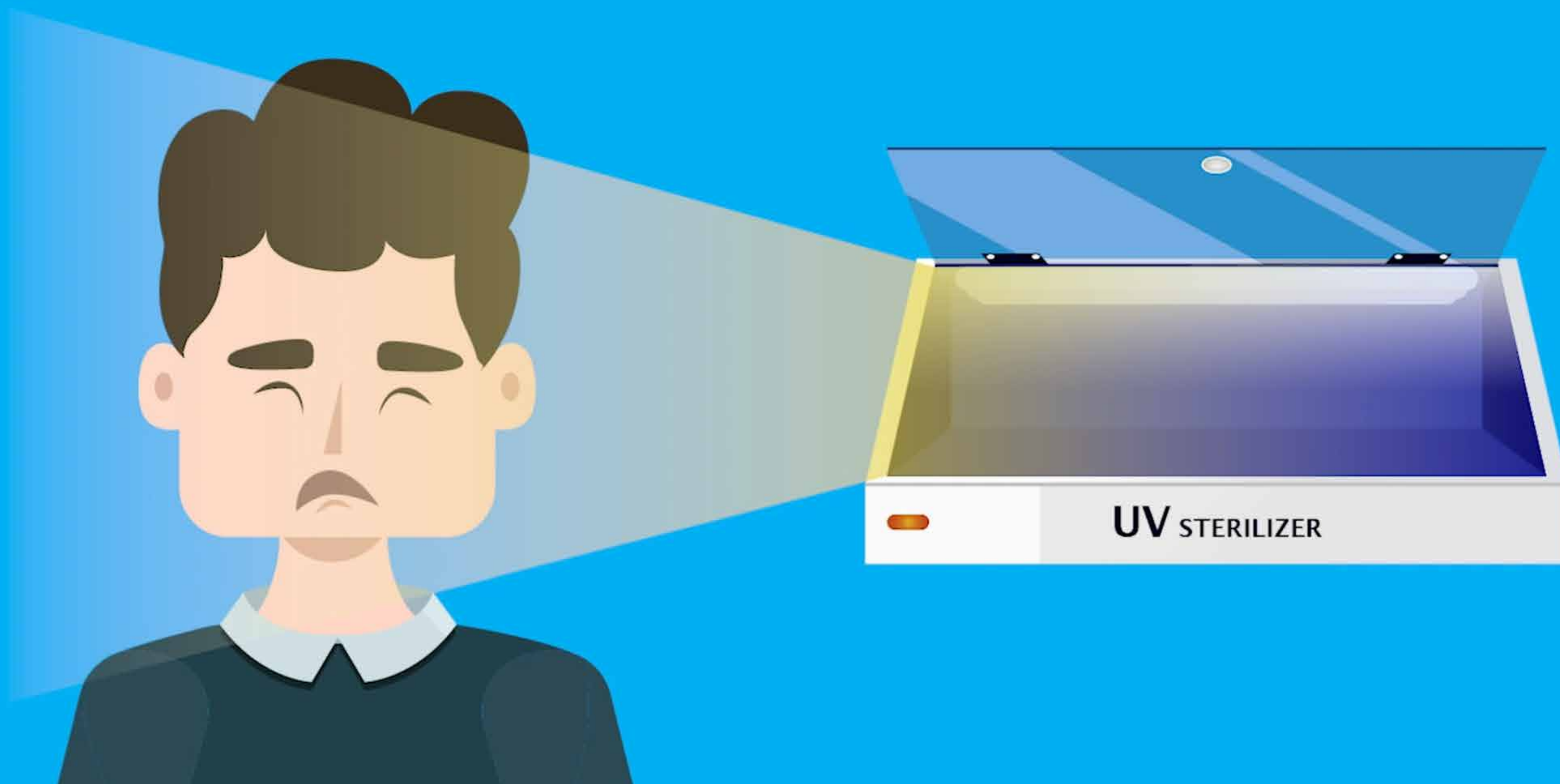
AND CAN BE USED TO DISINFECT FFP3 MASKS AND
THE RANGE OF GVS ELIPSE MASKS



THIS PROCESS HAS ONLY BEEN TESTED ON THE FFP3 AND ELIPSE RANGES OF MASKS MADE BY GVS – IT IS NOT GUARANTEED TO WORK WITH OTHER MASKS



REMEMBER TO FOLLOW THE SAFETY INSTRUCTIONS INCLUDED
WITH YOUR UVC DEVICE AND ENSURE THAT YOU
NEVER EXPOSE YOUR SKIN OR EYES TO DIRECT UV RAYS!



REMOVE YOUR
MASK AT THE
ENTRANCE TO
YOUR **HOUSE**





PLACE THE
MASK IN A
PLASTIC BAG
AND LEAVE IT
AT THE
FRONT DOOR



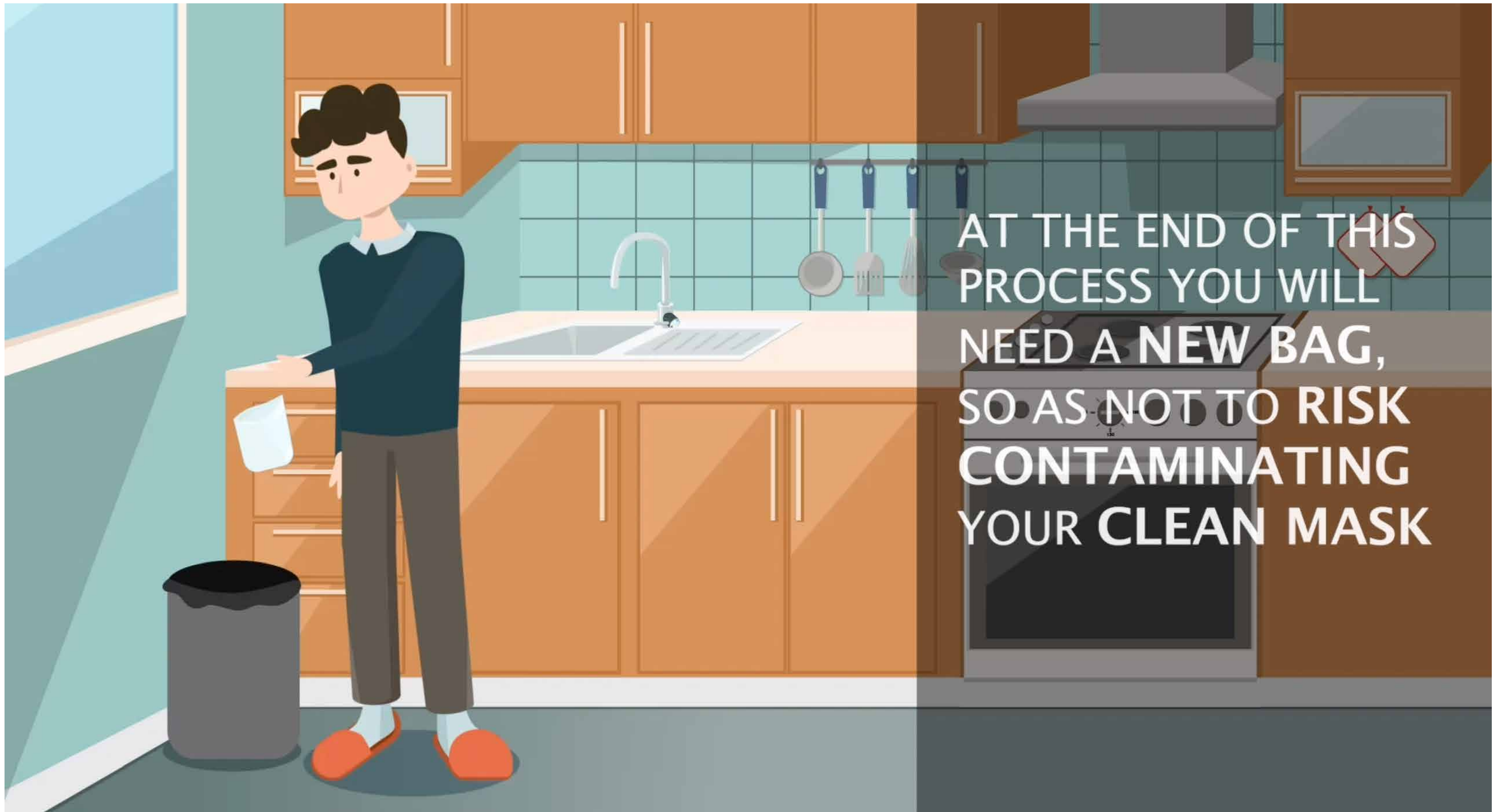
**DISINFECT
YOUR HANDS
BEFORE MOVING
FROM THE
ENTRANCE
AREA**



TURN ON
YOUR UVC
LAMP



RETRIEVE THE
PLASTIC BAG,
AND REMOVE
THE MASK
FROM WITHIN



AT THE END OF THIS
PROCESS YOU WILL
NEED A NEW BAG,
SO AS NOT TO RISK
CONTAMINATING
YOUR CLEAN MASK



**EXPOSE THE
MASK TO UVC
RAYS USING
THE LAMP,
FOR A PERIOD OF
15 MINUTES**





**DISINFECT
YOUR
HANDS**

IRRADIATE BOTH SIDES OF THE MASK



IF THE UVC BOX IS NOT BIG ENOUGH TO IRRADIATE BOTH SIDES
OF THE MASK AT THE SAME TIME



EXPOSE ONE SIDE OF THE MASK FOR 15 MINUTES

SIDE A



REMOVE THE MASK, LEAVE THE BOX ON, BUT EMPTY, FOR 5 MINUTES TO DISINFECT IT, AND THEN EXPOSE THE OTHER SIDE OF THE MASK



EXPOSE THE OTHER SIDE OF THE MASK FOR 15 MINUTES



**DON'T CARRY
OUT THIS PROCESS
MORE THAN
5 TIMES ON
THE SAME MASK**



#covidtips
#stayhome

